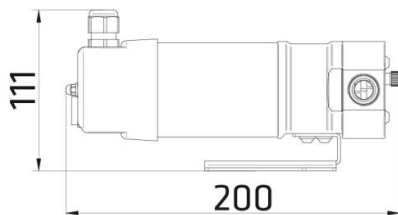
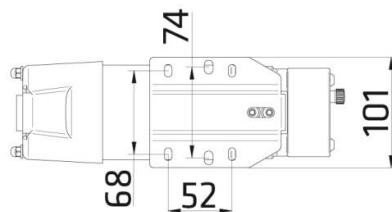
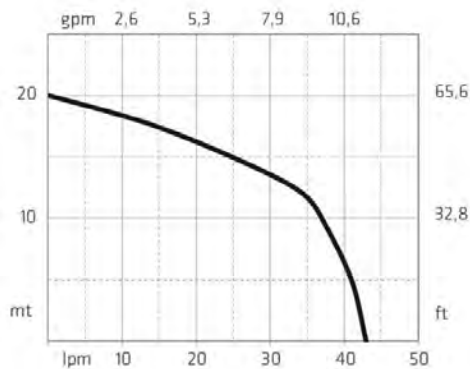


Diesel Electropump DC, Series: SML - Article:DETP0625



Technical features:

Flow rate (1 bar):	37 lt/min
Voltage:	12V
Max Pressure:	2 Bar
IN:	F 1" BSP
OUT:	F 1" BSP
Suction:	3 mt
Self Priming:	Automatic
Motion transmission:	Crankshaft
Type rotor:	5 vain
Pump Body:	Cast iron
By-pass:	Adjustable
Seal:	6 bar Mechanical seal
Anti flooding motor protection:	Included
Fuse:	Amp
Duty cicle:	S2 30min
Engine Rotation :	4800 rpm
Power:	25watt
Ampere:	31 Amp.
Switch ON-OFF:	Optional
Electric Wire:	Optional with above
Noisiness:	80 db
Operating temperature:	+40 / -10 °C
Compatible Liquids:	ad-blue
Packaging:	23 x 15 x 20 cm
Weight:	4,2 Kg