

# MOTOPOMPE A COMBUSTIONE

# MOTOPUMP D

# COMBUSTION ENGINE PUMPS

TO.ME.S. DIESEL

SINCE 1977 Made in Italy ISO 9001:2008



Motopompa a palette autoadescanti con motore a scoppio. Corpo pompante costruito in alluminio con inserto in acciaio. Equipaggiata con l'esclusivo sistema TO.ME.S. di ottimizzazione del trasferimento dei fluidi che aumenta l'efficienza e le prestazioni.



Self-priming vanes pump, constructed of aluminum with steel insert. Equipped with TO.ME.S. exclusive fluid transfer optimization system which increases efficiency and performance. Combustion engine.



DMTP0010



MOTOPUMP PR  
KAWASAKI FJ180

MOTOPUMP DA  
YANMAR L48N-6CA1T1CAID

MOTOPUMP DR  
YANMAR L48N-6CF1T1AA

## ALUMINIUM



CAST IRON INSIDE

## START VALVE



## FILTER INCLUDED



COMBUSTION  
DIRECT  
INJECTION

by/  
PASS



FREE MAX  
320  
LT/MIN

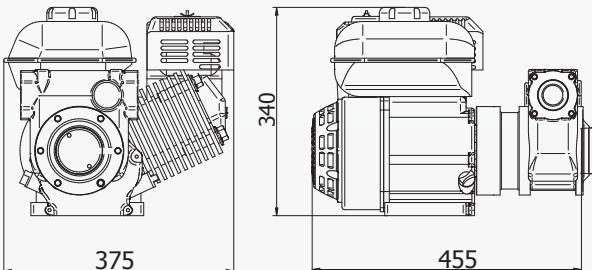
CYLINDERS  
ONE

NO VIBRATION  
ENGINE  
BALANCED


1 BAR PRES  
318  
LT/MIN

## DIMENSION

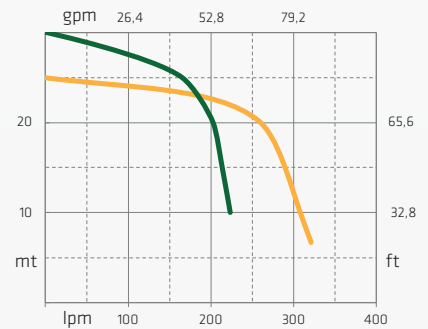
(mm)



## SUCTION



## PERFORMANCE



name	flow rate		hp	watt	displacement cm <sup>3</sup>	combustion engine	balancer system	start engine	RPM	IN	OUT	weight		packing		code
	LPM	GPM										kg	lbs	cm	inch	
MOTOPUMP PR	318	84	5,5	3600	179	petrol 4 stroke	YES	recoil	3200	2" F BSP	2" F BSP	30	66,1	45 x 40 x 39	17,7 x 15,7 x 15,4	DMTP0010
MOTOPUMP DA	241	63,3	4,7	3500	219	diesel 4 stroke	YES	electric	3600	2" F BSP	2" F BSP	43	94,8	44 x 40 x 55	15,7 x 15,7 x 21,7	DMTP0012
MOTOPUMP DR	241	63,6	4,7	3500	219	diesel 4 stroke	YES	recoil	3600	2" F BSP	2" F BSP	42,5	93,7	40 x 40 x 55	15,7 x 15,7 x 21,7	DMTP0011